

Approved by:
 Competent Authority of France
 (DGAC/OSAC) for EASA
FR.147.0049

ATR 42-400/500/72-212A to ATR 72-100/200 (PWC PW120)
 - Differences / T1+T2 Combined
 Course - EASA Part-66 B1+B2 - Theoretical
 Course - EASA Part-66 B1+B2 - Practical

AIRCRAFT TYPE RATING Endorsement:	ATR 72-100/200 series (PWC PW120)	
AIRCRAFT MODELS:	ATR 72-101, ATR 72-102, ATR 72-201, ATR 72-202, ATR 72-211, ATR 72-212	
DESCRIPTION:	This course is in compliance with EASA Part-66, Appendix III "Type Training and Examination Standard". The participant will acquire knowledge necessary to perform and certify maintenance tasks permitted to be carried out as certifying staff of the specified category stated in the course title. It provides detailed description, operation, component location, removal/installation, BITE and troubleshooting procedures to a maintenance manual level.	
DURATION:	THEORETICAL: 2 days / 10 hours	PRACTICAL: 0,5 days / 3 hours
NUMBER OF PARTICIPANTS:	THEORETICAL: Max: 12 students at AGT premises Max: 16 students at Customer site +4 extra seats available for non-licensed personnel (per Instructor/Examiner)	PRACTICAL: Max: 8 students (per Instructor/Assessor)
TARGET GROUP:	Technical personnel associated with aircraft maintenance or engineering activities and Part-66 Category B1 & B2: Line and Base Maintenance Technician - mechanical & avionics.	
PREREQUISITES:	Basic technical English, basic technical aircraft knowledge and successfully completed corresponding theoretical course on specified aircraft type and engine: ATR 42-400/500/72-212A (PWC PW120).	
OBJECTIVES: (Theoretical)	EASA Level 1 (General Familiarisation) A brief overview of the airplane, systems and powerplant as outlined in the Systems Description Section of the Aircraft Maintenance Manual.	

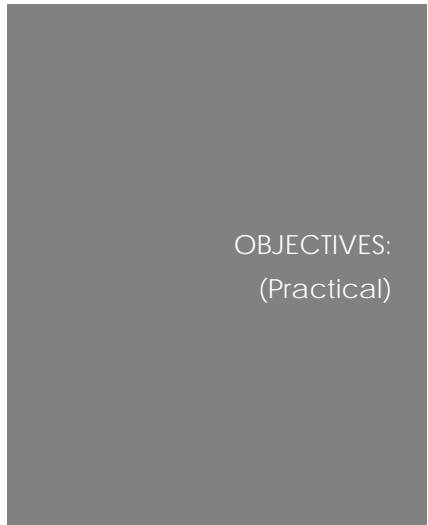


EASA Level 2 (Ramp and Transit)

Basic system overview of controls, indicators, principal components including their location and purpose, servicing and minor trouble shooting.

EASA Level 3 (Line and Base Maintenance)

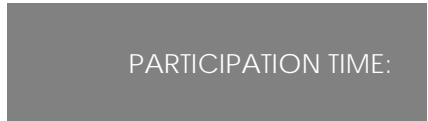
Detailed description, operation, component location, removal/installation BITE and troubleshooting procedures to maintenance manual level.



OBJECTIVES:
(Practical)

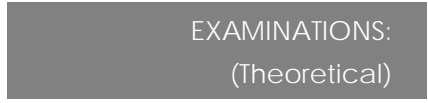
Upon completion of the course, the participant will be able to:

- Apply the relevant safety precautions
- Identify and apply aircraft technical documentation
- Name, identify and locate aircraft system components
- Perform normal operation of aircraft systems
- Perform the servicing and ground handling
- Perform inspections and routine work
- Perform system functional/operational and on-board maintenance system supported tests
- Awareness for the use of special tooling and test equipment
- Perform rigging and adjustments
- Carry out routine through visual inspections
- Describe component removal/installation procedures unique to the aircraft type
- Determine aircraft airworthiness in accordance with MEL/CDL, and explain maintenance procedures according to the minimum equipment list (MEL)
- Correlate information for the purpose of making decisions in respect to fault diagnosis and rectification.



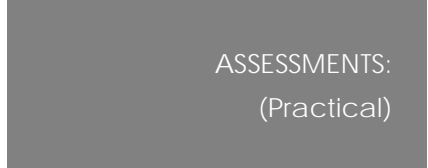
PARTICIPATION TIME:

The minimum participation time for the trainee to meet the objectives of the course should not be less than **90%** of the tuition hours of the theoretical training course. If the minimum participation time is not met, a certificate of recognition should not be issued.



EXAMINATIONS:
(Theoretical)

Phase examination, closed book, multiple-choice examination type.
Pass mark per phase examination is **75%**



ASSESSMENTS:
(Practical)

The practical training assessment will be performed after completion of at least **50%** of the mandatory tasks, divided in **3** different scenarios (Engine/Propeller, Airframe and Avionics).

Practical assessment will be conducted and assigned as "**passed**" or "**not passed**".

Practical training will be documented in the Practical Handbook (PH).

TRAINING MATERIAL:
(for each student)

- (DC) Digital Copy:
- Maintenance Training Manual (**AGT-MTM-72/456D**) (pdf);
 - Aircraft Maintenance Documentation - samples (pdf);
 - Cockpit and panels layout (print ready);
- (HC) Hard Copy:
- Course Syllabus and Schedule
 - Training Handbook
 - ATR systems schematics

HARDWARE:

In addition to AGT training presentation equipment, it is recommended each student to be equipped with notebook or similar portable electronic device capable to support pdf format reading software, in order to successfully read and review the content of training course material.

SOFTWARE:

Any available program supporting pdf format.
Recommended: Adobe Acrobat Reader

NOTE:

- Differences courses also available:
- ATR 42-200/300 to **ATR 72-100/200** (PWC PW120) T1+T2 Combined (Theoretical & Practical)
 - ATR 42-200/300 to **ATR 42-400/500/72-212A** (PWC PW120) T1+T2 Combined (Theoretical & Practical)
 - ATR 72-100/200 to **ATR 42-200/300** (PWC PW120) T1+T2 Combined (Theoretical & Practical)
 - ATR 72-100/200 to **ATR 42-400/500/72-212A** (PWC PW120) T1+T2 Combined (Theoretical & Practical)
 - ATR 42-400/500/72-212A to **ATR 42-200/300** (PWC PW120) T1+T2 Combined (Theoretical & Practical)

CONTACT:



Approved Maintenance Training Organisation / **FR.147.0049**
AGT - Aero Ground Training
 Address: Pépinière d'entreprises, Parc d'innovation de Mescoat, 29800 Landerneau - FRANCE
 Phone : +33 (0) 298 214 469 Email: contact@agt.aero Web: www.agt.aero